


# Panel Statistics 2023





# Index

<b>Introduction</b>	<b>3</b>
<b>DocCheck panel Germany</b>	<b>4</b>
<b>All professions, overview</b>	<b>4</b>
<b>Physicians, overview</b>	<b>5</b>
Disciplines: private practice vs. clinic	6
Disciplines: panel vs. population	7
Private practice: panel vs. population	8
Clinic: panel vs. population	9
Geographic distribution: panel	10
Age structure: panel vs. population	12
Gender: panel vs. population	12
Additional qualifications: panel vs. population	13
<b>Pharmaceutical professions, overview</b>	<b>14</b>
Geographic distribution: panel	15
Age structure: panel vs. population	17
Gender: panel vs. population	17
<b>Other specialisations, overview</b>	<b>18</b>
Care	18
Dentistry	18
Veterinary medicine	19
Students	19
Other medical professions	20
<b>DocCheck panel international</b>	<b>21</b>
<b>Contact</b>	<b>22</b>





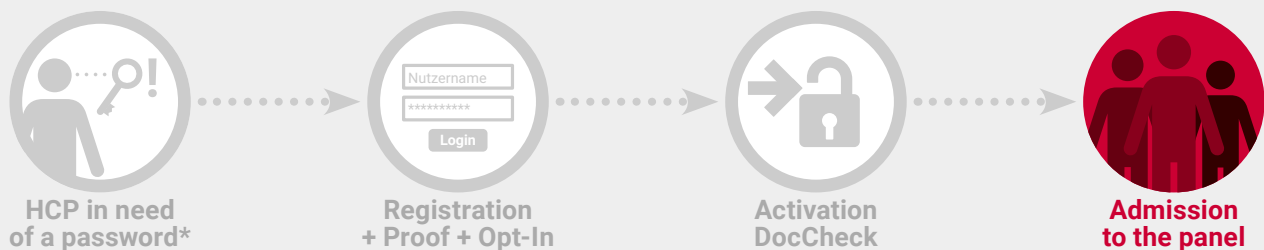
# Introduction

The health market is becoming increasingly digital, in terms of communication as well as new opportunities for both knowledge management and digital health applications. These current changes demand more detailed information about one's target audience in order to optimally tailor new developments and innovations to them.

Our goal at DocCheck Insights is to connect our customers with their target audience and thus gain a better understanding of the other side's needs. For this purpose, we offer various methods to address the individual objectives of our clients.

The perfect base for our different approaches is our online panel, which is integrated into the DocCheck Community. With a membership of over 330,000 people, of which more than 256,000 are registered in Germany alone, it covers a large number of medical professional groups.

Healthcare professionals register with DocCheck and gain access to medical and pharmaceutical websites as well as medical databases and personalised, up-to-date medical information. Registration with DocCheck requires a professional certificate and thus accredits all registered healthcare professionals (HCPs).



\* Medical professionals who have access to over 3,000 DocCheck-protected websites and channels with a DocCheck password

DocCheck achieves very high membership numbers as well as a high level of trust due to its high practical utility as well as its high visibility online and offline (on pharmaceutical websites, the DocCheck platform, in the Flexikon as well as in news and events). As a result, DocCheck users are more willing to become members of the DocCheck panel, which enables us to ensure high representativeness and data quality of our samples.

In January 2024, we conducted a new count of the DocCheck panel to provide an overview of which and how many professional and specialist groups are represented by us. We are pleased to report increases in almost all medical professional groups: The DocCheck Panel has grown by more than 2,000 members compared to 2022!

Below we provide an updated overview of all healthcare professional groups in the DocCheck Panel including comparisons to the basic populations in Germany according to the BÄK.

We appreciate your interest and are happy to answer any questions you may have and to help you with new study projects!

## The DocCheck Insights team

The guidelines of the German market and social research associations (ADM, ASI, BVM and DGOF) and ESOMAR are adhered to.

**Sources: DocCheck panel:** DocCheck user database; as of January 2024; **German population:** Physicians' statistics of the German Medical Association (Ärztstatistik der Bundesärztekammer); as of 2022; Federal Association of German Pharmacists (Bundesvereinigung Deutscher Apothekerverbände) (Figures, Data, Facts); as of 2023; Federal Association of Veterinarians (Bundestierärztekammer); as of 2022; National Association of Dentists (Kassenzahnärztliche Bundesvereinigung); as of 2024.

Deviations in the comparisons of the panel statistics with the statistics of the BÄK and ABDA are due to different systems and periods of data collection.

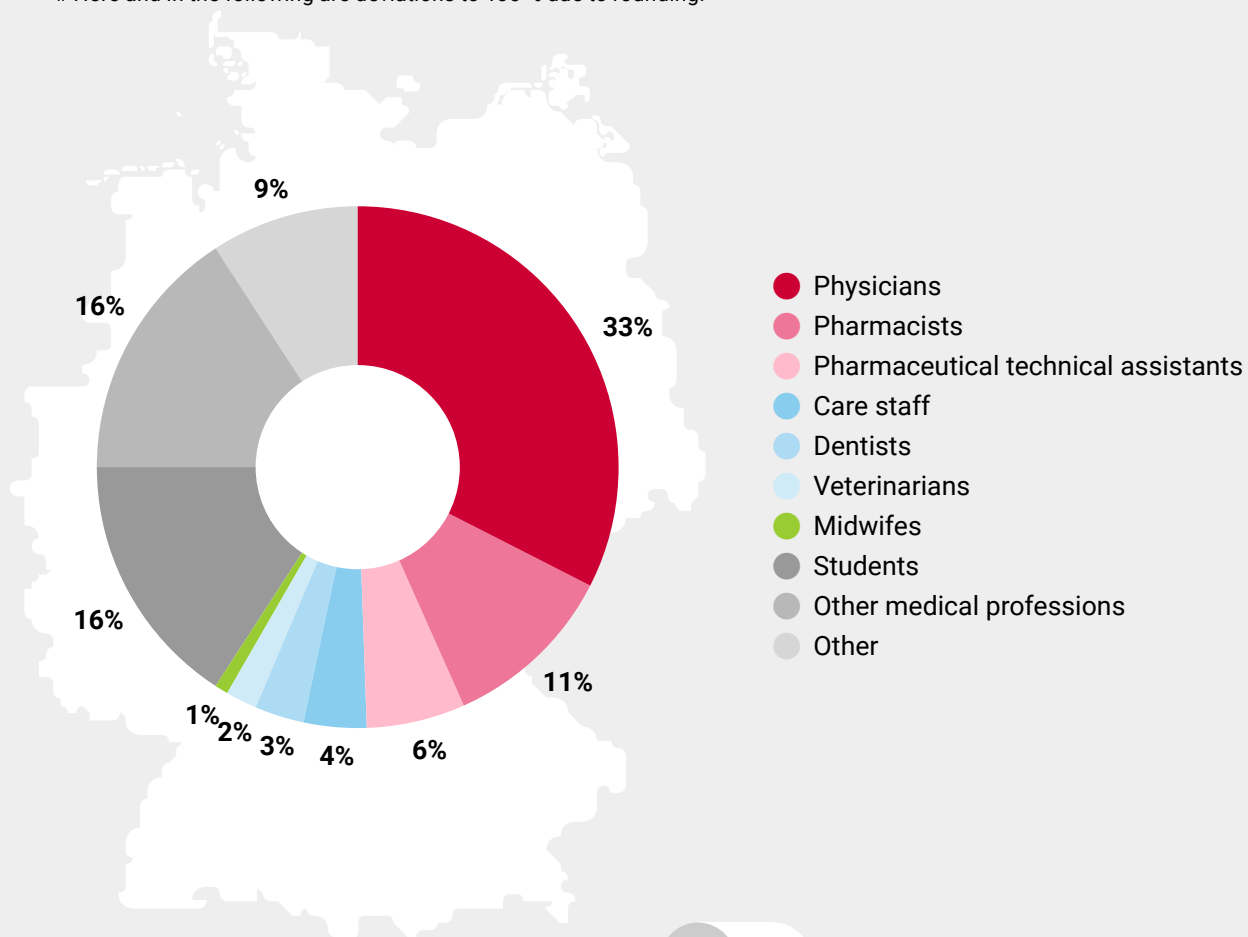




## All professions, overview

Professional Groups	Number	Percentage <sup>#</sup>
Physicians	83,790	33 %
Pharmacists	28,124	11 %
Pharmaceutical technical assistant (PTA)	14,137	6 %
Care staff	10,981	4 %
Dentists	7,409	3 %
Veterinarians	6,193	2 %
Midwives	2,432	1 %
Students	39,979	16 %
Other medical professions	41,370	16 %
Other	22,198	9 %
<b>Total</b>	<b>256,613</b>	<b>100 %</b>

<sup>#</sup> Here and in the following are deviations to 100 % due to rounding.

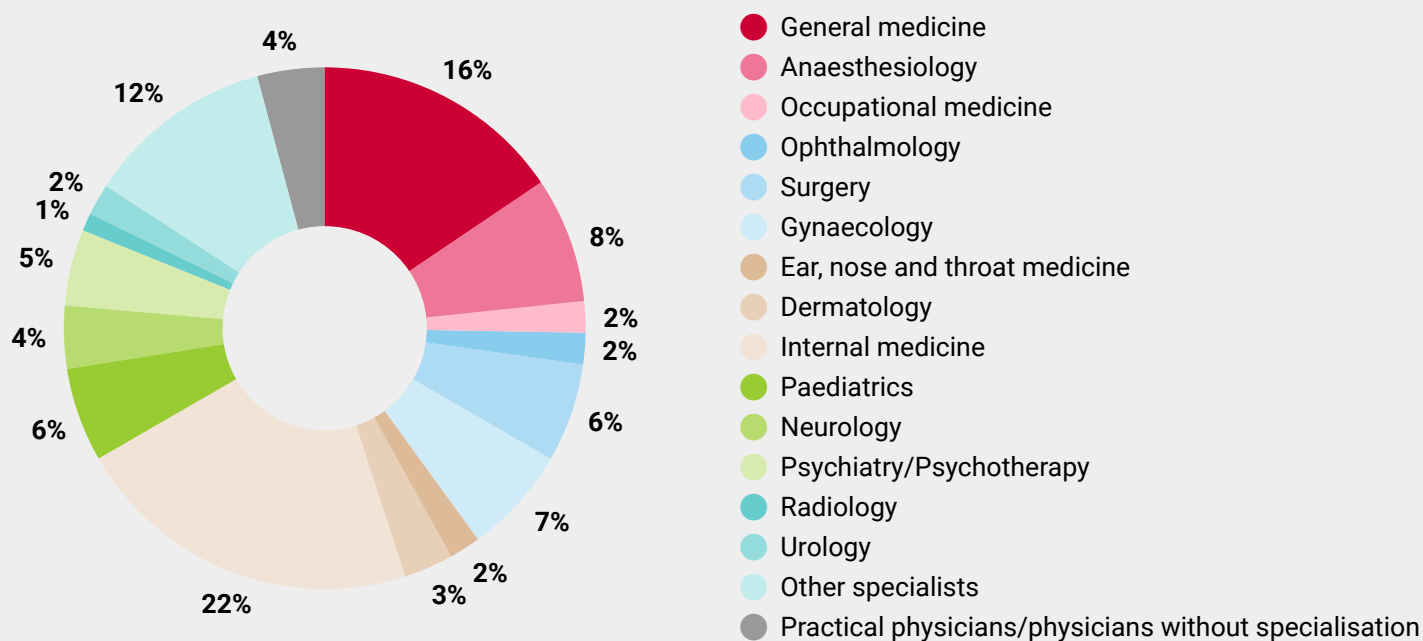


# Physicians, overview

Our physicians' panel includes 83,790 of the 557,528 German physicians registered with the German Medical Association (Bundesärztekammer; BÄK).

Depending on your study, we can select the relevant group of physicians in detail by discipline, geographic distribution or field of activity (private practice or clinic). Because of that you can attain your desired sample – without the need for "screen-outs" and accepting "wastage".

## DocCheck panel Germany: physicians in discipline



## Disciplines: private practice vs. clinic

Physicians working in practice/clinic#	DocCheck panel private practice		DocCheck panel clinic	
Disciplines	Number	Percentage	Number	Percentage
General medicine	9,219	32 %	1,135	4 %
Anaesthesiology	762	3 %	4,690	15 %
Occupational medicine	357	1 %	143	<1 %
Ophthalmology	784	3 %	238	1 %
Surgery	1,103	4 %	3,524	11 %
Gynaecology	2,662	9 %	1,924	6 %
Ear, nose and throat medicine	801	3 %	270	1 %
Dermatology	1,138	4 %	685	2 %
Internal medicine	5,233	18 %	9,407	30 %
without specialisation	2,862	10 %	4,086	13 %
with specialisation angiology	51	<1 %	80	<1 %
with specialisation endocrinology and diabetology	398	1 %	190	1 %
with specialisation gastroenterology	351	1 %	1,026	3 %
with specialisation geriatrics	8	<1 %	118	<1 %
with specialisation haematology and oncology	260	1 %	1,014	3 %
with specialisation infectiology	20	<1 %	63	<1 %
with specialisation cardiology	478	2 %	1,800	6 %
with specialisation nephrology	351	1 %	317	1 %
with specialisation pneumology	266	1 %	464	1 %
with specialisation rheumatology	138	<1 %	196	1 %
Paediatrics	1,993	7 %	1,980	6 %
Neurology	896	3 %	1,630	5 %
Psychiatry/Psychotherapy	1,342	5 %	2,128	7 %
Radiology	263	1 %	505	2 %
Urology	719	2 %	853	3 %
Other specialists	1,597	5 %	1,523	5 %
Practical physicians/without specialisation	229	1 %	371	1 %
<b>Total</b>	<b>29,098</b>	<b>100 %</b>	<b>31,006</b>	<b>100 %</b>

# Here and in the following the groups of persons working neither in hospitals nor in their own private practice (eg. in administrative or other industrial activities) and persons who did not answer their place of work are not displayed. Therefore, there is a discrepancy between the cumulative group information and the data in other tables.

## Disciplines: panel vs. population

Physicians in total	DocCheck panel		Germany (BÄK)	
Groups of physicians	Number	Percentage	Number	Percentage
GPs#	25,866	31 %	185,452	48 %
Specialists	58,265	69 %	198,073	52 %
<b>Total</b>	<b>84,131</b>	<b>100 %</b>	<b>383,525</b>	<b>100 %</b>
Disciplines	Number	Percentage	Number	Percentage
General medicine	13,490	16 %	40,280	11 %
Anaesthesiology	6,856	8 %	24,469	6 %
Occupational medicine	1,333	2 %	986	<1 %
Ophthalmology	1,321	2 %	7,775	2 %
Surgery	4,908	6 %	37,900	10 %
Gynaecology	5,595	7 %	18,937	5 %
Ear, nose and throat medicine	1,315	2 %	6,185	2 %
Dermatology	2,208	3 %	5,988	2 %
Internal medicine	18,200	22 %	56,676	15 %
without specialisation	8,925	11 %	32,824	9 %
with specialisation angiology	161	<1 %	796	<1 %
with specialisation endocrinology and diabetology	716	1 %	700	<1 %
with specialisation gastroenterology	1,655	2 %	4,253	1 %
with specialisation geriatrics	167	<1 %	159	<1 %
with specialisation haematology and oncology	1,574	2 %	2,802	1 %
with specialisation infectiology	109	<1 %	14	<1 %
with specialisation cardiology	2,719	3 %	8,588	2 %
with specialisation nephrology	866	1 %	2,724	1 %
with specialisation pneumology	882	1 %	2,718	1 %
with specialisation rheumatology	387	<1 %	1,086	<1 %
Paediatrics	5,025	6 %	14,884	4 %
Neurology	3,155	4 %	8,659	2 %
Psychiatry/Psychotherapy	4,146	5 %	11,359	3 %
Radiology	1,089	1 %	9,112	2 %
Urology	1,881	2 %	6,250	2 %
Other specialists	10,158	12 %	21,717	6 %
Practical physicians/without specialisation	3,451	4 %	112,348	29 %
<b>Total</b>	<b>84,131</b>	<b>100 %</b>	<b>383,525</b>	<b>100 %</b>

# GPs: general medicine, internal medicine without specialisation, practical physicians and physicians without specialisation

## Private practice: panel vs. population

Physicians	DocCheck panel		Germany (BÄK)	
Disciplines	Number	Percentage	Number	Percentage
General medicine	9,219	32 %	37,912	23 %
Anaesthesiology	762	3 %	4,459	3 %
Occupational medicine	357	1 %	651	<1 %
Ophthalmology	784	3 %	6,698	4 %
Surgery	1,103	4 %	13,099	8 %
Gynaecology	2,662	9 %	12,076	7 %
Ear, nose and throat medicine	801	3 %	4,560	3 %
Dermatology	1,138	4 %	4,892	3 %
Internal medicine	5,233	18 %	29,289	18 %
without specialisation	2,862	10 %	18,768	11 %
with specialisation angiology	51	<1 %	405	<1 %
with specialisation endocrinology and diabetology	398	1 %	408	<1 %
with specialisation gastroenterology	351	1 %	1,677	1 %
with specialisation geriatrics	8	<1 %	29	<1 %
with specialisation haematology and oncology	260	1 %	1,078	1 %
with specialisation infectiology	20	<1 %	3	<1 %
with specialisation cardiology	478	2 %	3,112	2 %
with specialisation nephrology	351	1 %	1,772	1 %
with specialisation pneumology	266	1 %	1,263	1 %
with specialisation rheumatology	138	<1 %	624	<1 %
Paediatrics	1,993	7 %	8,143	5 %
Neurology	896	3 %	2,731	2 %
Psychiatry/Psychotherapy	1,342	5 %	4,942	3 %
Radiology	263	1 %	4,448	3 %
Urology	719	2 %	3,394	2 %
Other specialists	1,597	5 %	12,296	7 %
Practical physicians/without specialisation	229	1 %	16,096	10 %
<b>Total</b>	<b>29,098</b>	<b>100 %</b>	<b>165,686</b>	<b>100 %</b>



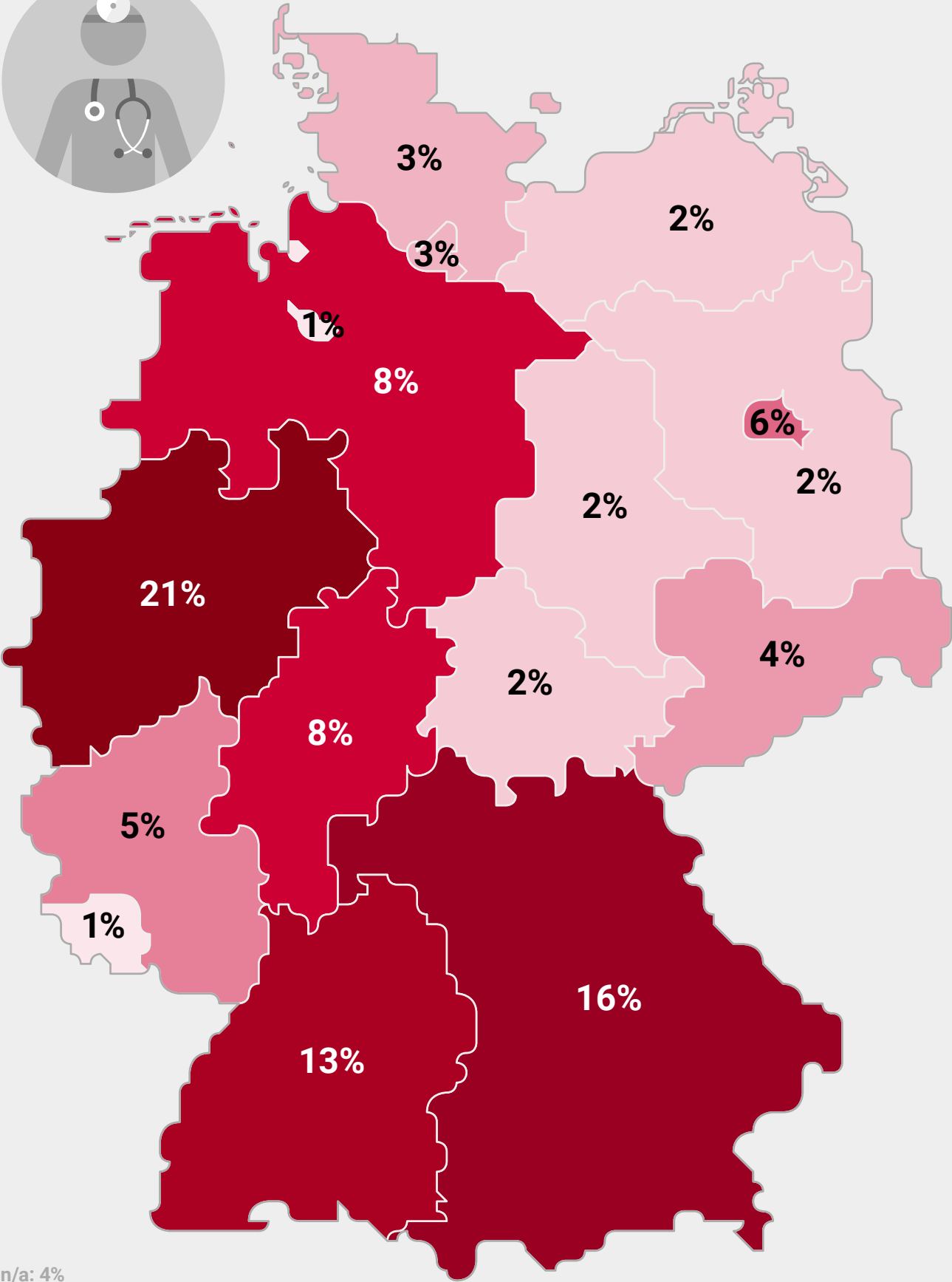


## Clinic: panel vs. population

Physicians	DocCheck panel		Germany (BÄK)	
Disciplines	Number	Percentage	Number	Percentage
General medicine	1,135	4 %	2,368	1 %
Anaesthesiology	4,690	15 %	20,110	9 %
Occupational medicine	143	<1 %	335	<1 %
Ophthalmology	238	1 %	1,077	<1 %
Surgery	3,524	11 %	24,801	11 %
Gynaecology	1,924	6 %	6,321	3 %
Ear, nose and throat medicine	270	1 %	1,625	1 %
Dermatology	685	2 %	1,096	1 %
Internal medicine	9,407	30 %	27,387	13 %
without specialisation	4,086	13 %	13,690	6 %
with specialisation angiology	80	<1 %	391	<1 %
with specialisation endocrinology and diabetology	190	1 %	292	<1 %
with specialisation gastroenterology	1,026	3 %	2,576	1 %
with specialisation geriatrics	118	<1 %	130	<1 %
with specialisation haematology and oncology	1,014	3 %	1,724	1 %
with specialisation infectiology	63	<1 %	11	<1 %
with specialisation cardiology	1,800	6 %	5,476	3 %
with specialisation nephrology	317	1 %	952	<1 %
with specialisation pneumology	464	1 %	1,455	1 %
with specialisation rheumatology	196	1 %	462	<1 %
Paediatrics	1,980	6 %	6,741	3 %
Neurology	1,630	5 %	5,928	3 %
Psychiatry/Psychotherapy	2,128	7 %	6,417	3 %
Radiology	505	2 %	4,664	2 %
Urology	853	3 %	2,856	1 %
Other specialists	1,523	5 %	9,421	4 %
Practical physicians/without specialisation	371	1 %	96,252	44 %
<b>Total</b>	<b>31,006</b>	<b>100 %</b>	<b>217,399</b>	<b>100 %</b>



Geographic distribution: panel



n/a: 4%



## Geographic distribution: panel vs. population

Physicians in total	DocCheck panel		Germany (BÄK)	
State	Number	Percentage	Number	Percentage
Baden-Wuerttemberg	10,936	13 %	49,238	13 %
Bavaria	13,680	16 %	63,219	17 %
Berlin	5,069	6 %	21,658	6 %
Brandenburg	1,681	2 %	9,635	3 %
Bremen	708	1 %	3,855	1 %
Hamburg	2,548	3 %	12,515	3 %
Hesse	6,509	8 %	27,295	7 %
Mecklenburg-Vorpommern	1,262	2 %	7,473	2 %
Lower Saxony	6,714	8 %	32,313	8 %
North Rhine-Westphalia	17,626	21 %	83,635	22 %
Rhineland-Palatinate	3,875	5 %	17,190	4 %
Saarland	1,241	1 %	4,986	1 %
Saxony	3,188	4 %	18,226	5 %
Saxony-Anhalt	1,640	2 %	9,326	2 %
Schleswig-Holstein	2,605	3 %	13,403	3 %
Thuringia	1,725	2 %	9,118	2 %
n/a	3,124	4 %	–	–
<b>Total</b>	<b>84,131</b>	<b>100 %</b>	<b>383,085</b>	<b>100 %</b>

## Age structure: panel vs. population

Physicians in total	DocCheck panel		Germany (BÄK) <sup>#</sup>	
Age	Number	Percentage	Number	Percentage
up to 34 years	18,562	22 %	79,140	19 %
35–39 years	4,396	5 %	56,999	14 %
40–49 years	12,970	15 %	92,575	22 %
50–59 years	15,561	18 %	99,059	24 %
60–65 years	9,999	12 %	56,630	13 %
more than 65 years	13,466	16 %	36,900	9 %
n/a	9,177	11 %	–	–
<b>Total</b>	<b>84,131</b>	<b>100 %</b>	<b>421,303</b>	<b>100 %</b>

<sup>#</sup> Discrepancy in total number of physicians in Germany, because only working physicians are displayed here.

## Gender: panel vs. population

Physicians in total	DocCheck panel		Germany (BÄK) <sup>#</sup>	
Gender	Number	Percentage	Number	Percentage
Male	26,734	32 %	196,377	51 %
Female	40,060	48 %	186,708	49 %
n/a	17,337	21 %	–	–
<b>Total</b>	<b>84,131</b>	<b>100 %</b>	<b>383,085</b>	<b>100 %</b>

<sup>#</sup> Discrepancy in total number of physicians in Germany, because only working physicians are displayed here.

## Additional qualifications: panel vs. population

Many medical practitioners in our panel have additional qualifications in addition to their specialisation. Of course, it is possible to combine this aspect with other criteria such as specialisation, geographical location of practice or age and gender.

The following table shows the most commonly reported additional description of our physicians.

Physicians – specialists	DocCheck panel		Germany (BÄK)	
Additional qualification	Number	Percentage	Number	Percentage
Acupuncture, TCM	1,007	5 %	12,145	6 %
Allergology	1,364	6 %	6,500	3 %
Geriatrics	323	2 %	2,990	1 %
Occupational medicine	638	3 %	2,112	1 %
Diabetology	645	3 %	3,294	2 %
Homeopathy	584	3 %	4,385	2 %
Intensive care	1,452	7 %	11,417	6 %
Chiropractic	929	4 %	16,349	8 %
Medical tumour therapy	375	2 %	4,852	2 %
Natural remedies	1,339	6 %	11,099	5 %
Emergency medicine	3,728	17 %	44,699	22 %
Palliative medicine	678	3 %	13,137	6 %
Phlebology	232	1 %	2,091	1 %
Psychoanalysis	291	1 %	2,050	1 %
Psychotherapy	687	3 %	10,812	5 %
Social medicine	557	3 %	2,464	1 %
Special pain therapy	722	3 %	5,280	3 %
Sports medicine	970	5 %	11,684	6 %
Addiction treatment	274	1 %	2,905	1 %
Other additional titles	4,629	22 %	33,602	16 %
<b>Total</b>	<b>21,424</b>	<b>100 %</b>	<b>203,867</b>	<b>100 %</b>

# Pharmaceutical professions, overview

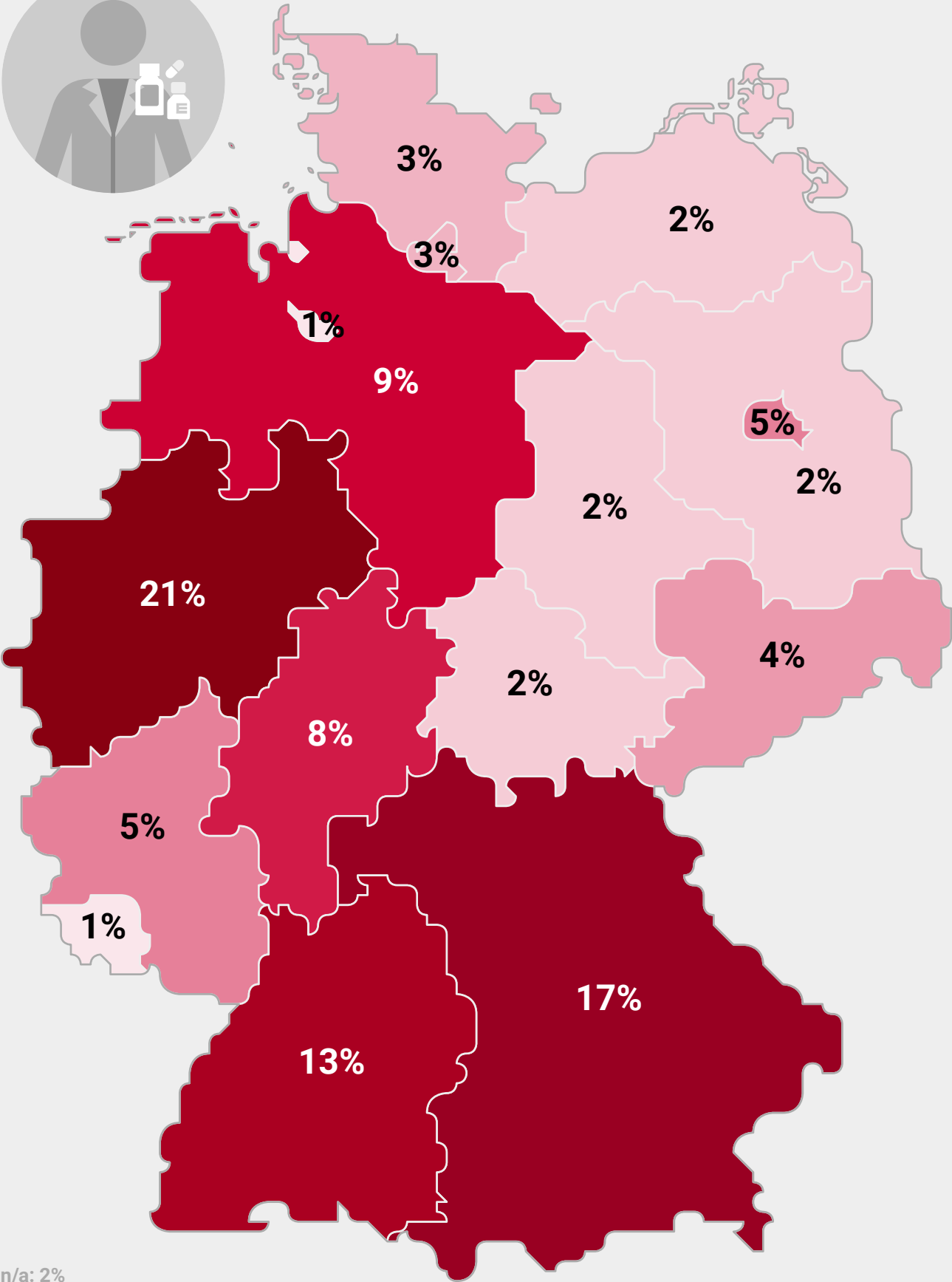
More than 29,000 of the 56,382 registered pharmacists in the Confederation of the German Pharmacy Associations (Bundesvereinigung Deutscher Apothekerverbände) can also be found in our panel – which is over 50 %. Therefore sure and quick access to your target audience is guaranteed.

Pharmacists in total	DocCheck panel		Germany (ABDA)	
Activity	Number	Percentage	Number	Percentage
Public pharmacy	17,233	59 %	53,461	95 %
Hospital-based pharmacy	1,877	6 %	2,921	5 %
Other	10,000	34 %	–	–
<b>Total</b>	<b>29,110</b>	<b>100 %</b>	<b>56,382</b>	<b>100 %</b>

Pharmaceutical technical assistants in total	DocCheck panel		Germany (ABDA)	
Activity	Number	Percentage	Number	Percentage
Public pharmacy	7,981	56 %	73,951	96 %
Hospital-based pharmacy	1,149	8 %	3,438	4 %
Other	5,032	36 %	–	–
<b>Total</b>	<b>14,162</b>	<b>100 %</b>	<b>77,389</b>	<b>100 %</b>

Assistant pharmaceutical merchandisers in total	DocCheck panel		Germany (ABDA)	
Activity	Number	Percentage	Number	Percentage
Public pharmacy	495	77 %	31,930	94 %
Hospital-based pharmacy	54	8 %	1,904	6 %
Other	93	14 %	–	–
<b>Total</b>	<b>642</b>	<b>100 %</b>	<b>33,834</b>	<b>100 %</b>

Geographic distribution: panel



n/a: 2%



## Geographic distribution: panel vs. population

Pharmacists in total	DocCheck panel		Germany (ABDA)	
State	Number	Percentage	Number	Percentage
Baden-Wuerttemberg	3,813	13 %	7,579	13 %
Bavaria	4,896	17 %	9,342	17 %
Berlin	1,480	5 %	2,816	5 %
Brandenburg	604	2 %	1,354	2 %
Bremen	191	1 %	390	1 %
Hamburg	800	3 %	1,560	3 %
Hesse	2,317	8 %	4,730	8 %
Mecklenburg-Vorpommern	480	2 %	1,027	2 %
Lower Saxony	2,641	9 %	5,285	9 %
North Rhine-Westphalia	5,998	21 %	11,374	20 %
Rhineland-Palatinate	1,465	5 %	2,948	5 %
Saarland	409	1 %	860	2 %
Saxony	1,198	4 %	2,318	4 %
Saxony-Anhalt	714	2 %	1,414	3 %
Schleswig-Holstein	976	3 %	2,093	4 %
Thuringia	652	2 %	1,292	2 %
n/a	476	2 %	–	–
<b>Total</b>	<b>29,110</b>	<b>100 %</b>	<b>56,382</b>	<b>100 %</b>



## Age structure: panel vs. population

Pharmacists in total	DocCheck panel		Germany (ABDA)	
Age	Number	Percentage	Number <sup>#</sup>	Percentage
up to 29 years	5,249	18 %	7,000	10 %
30–39 years	4,205	14 %	17,000	24 %
40–49 years	4,889	17 %	17,000	24 %
50–59 years	5,491	19 %	18,000	25 %
60 years and older	6,905	24 %	13,000	18 %
n/a	2,371	8 %	–	–
<b>Total</b>	<b>29,110</b>	<b>100 %</b>	<b>72,000</b>	<b>100 %</b>

<sup>#</sup> rounded, due to numbers are given in 1,000 steps

## Gender: panel vs. population

Pharmacists in total	DocCheck panel		Germany (ABDA)	
Gender	Number	Percentage	Number	Percentage
Male	8,053	28 %	14,879	26 %
Female	15,986	55 %	41,503	74 %
n/a	5,071	17 %	–	–
<b>Total</b>	<b>29,110</b>	<b>100 %</b>	<b>56,382</b>	<b>100 %</b>

# Other specialisations, overview

Presenting an exhaustive list of all interests and specialisations of our panelists is beyond the scope of this booklet. Regardless of that, a few details from selected groups are offered to you. You will certainly find your very special target group in our extensive panel!

## Care

The majority of our 10,994 care staff are general nurses. Furthermore geriatric, paediatric and anaesthesia nurses are included in our panel.

Care stuff in total	DocCheck panel	
Profession	Number	Percentage
Nurses	8,117	74 %
Geriatric nurses	1,694	15 %
Paediatric nurses	851	8 %
Anaesthesia nurses	332	3 %
<b>Total</b>	<b>10,994</b>	<b>100 %</b>

## Dentistry

Just above 7,000 of the 101,344# dentists registered with the German Dentistry Association (Bundeszahnärztekammer) can also be found in our panel. Here, the majority of our panelists work as dentists with general private practice. Because of our experience, surveys in this normally rather difficult to reach target group can be carried out easily and quickly.

Dentists in total	DocCheck panel	
Specialisation	Number	Percentage
without specialisation	6,340	85 %
with specialisation orthodontics	249	3 %
with specialisation oral and maxillofacial surgery	38	1 %
with other specialisations	807	11 %
<b>Total</b>	<b>7,434</b>	<b>100 %</b>

# This information is taken from Facts & Figures 2024, the German Dentistry Association (Bundeszahnärztekammer).

## Veterinary medicine

In Germany there are 44,618# veterinarians registered with the German Veterinary Association (Bundestierärztekammer). In our panel you will find at least 6,000 veterinarians. In this case, those running a private practice are in the majority, most of them working as general and small animal veterinarians.

Veterinarians in total	DocCheck panel	
Specialisation	Number	Percentage
without specialisation	1,114	18 %
with specialisation small animals	3,055	49 %
with specialisation horses	445	7 %
with other specialisations	1,593	26 %
<b>Total</b>	<b>6,207</b>	<b>100 %</b>

# This entry comes from Statistics 2022: Veterinary profession in Germany as gathered by the German Veterinary Association (Bundestierärztekammer).

## Students

The majority of the more than 37,000 students registered in our panel are students of human medicine.

Students in total	DocCheck panel	
Subject	Number	Percentage
Human medicine	25,620	69 %
Pharmacy	5,581	15 %
Veterinary medicine	1,743	5 %
Dentistry	1,364	4 %
Students without a specified area of study	2,961	8 %
<b>Total</b>	<b>37,269</b>	<b>100 %</b>

## Other medical professions

In addition to medical and pharmaceutical professionals, care staff and students, there is a large pool of more than 41,000 further healthcare professionals in our panel. Of course, creating more specific target groups is also possible here.

Other professions		DocCheck panel	
Profession		Number	Percentage
Alternative practitioners		17,866	43 %
Rescue assistants		2,487	6 %
Physiotherapists		1,820	4 %
Medical assistants		1,716	4 %
Paramedics		1,518	4 %
Alternative veterinary practitioners		1,443	4 %
Psychotherapists		1,223	3 %
Psychologists		657	2 %
Assistant pharmaceutical merchandisers		642	2 %
Medical technical assistants (MTA)		588	1 %
Diabetes advisors		562	1 %
Nutritionists		509	1 %
Dieticians		480	1 %
Ergotherapists		370	1 %
Dental assistants		262	1 %
Other medical professions		4,332	11 %
Other non-medical professions		4,716	11 %
<b>Total</b>		<b>41,191</b>	<b>100 %</b>



# DocCheck panel international

If you wish to implement an international study, we will be happy to provide you with our fast growing international panel of healthcare surveys. The table below gives a simple overview of the number of our panelists in other countries. Of course, you can obtain a more detailed description according to requirements.

If you do not find your desired target country in the overview, the same applies here: Simply contact us! We work with a broad network of recruiting partners, with whose help we can quickly, and with accustomed expertise, realise your study.

DocCheck panel international	Number
Germany	256,613
Belgium	21,126
Austria	15,688
Switzerland	13,430
France	11,650
Italy	1,908
United Kingdom	1,513
Spain	1,375
Other European countries	5,595
Other international countries	5,518
<b>Total</b>	<b>334,416</b>





## Contact



### DocCheck Insights

us on DocCheck:  
[doccheck.com/de/profile/channels/780-doccheck-insights](https://doccheck.com/de/profile/channels/780-doccheck-insights)




[dc-insights@doccheck.com](mailto:dc-insights@doccheck.com)



+49 221 92053-519



[insights.doccheck.com](https://insights.doccheck.com)



# DocCheck **Insights**